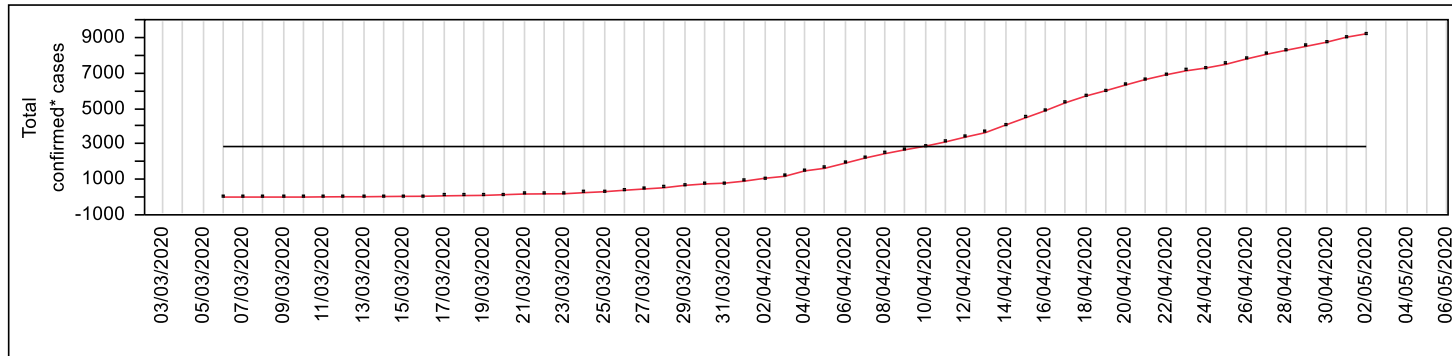


# COVID 19

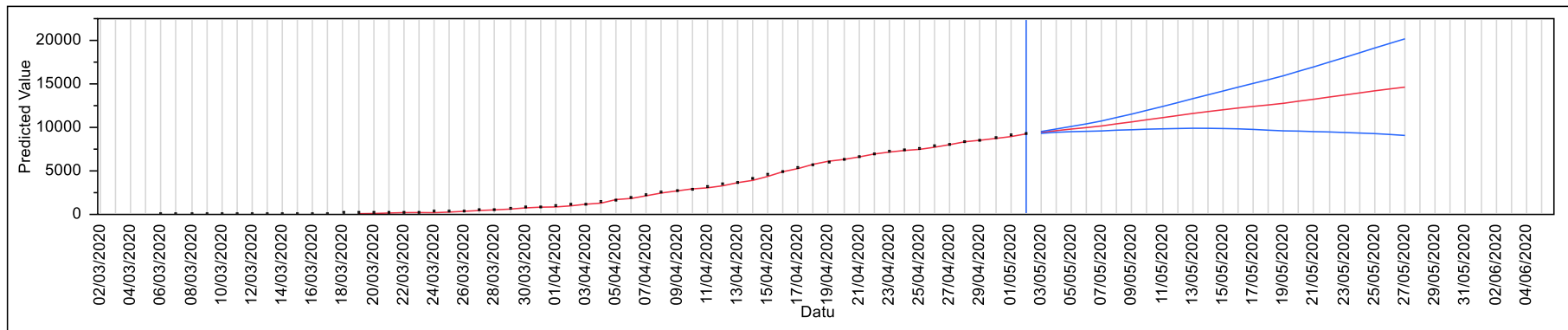
## JMP ПРОГНОЗЕ ЗА СРБИЈИ ЗА ПЕРИОД ДО 27. МАЈА 2020.

### TIME SERIES TOTAL CONFIRMED\* CASES COUNTRY=SERBIA



### FORECAST

Model: Winters Method (Additive)



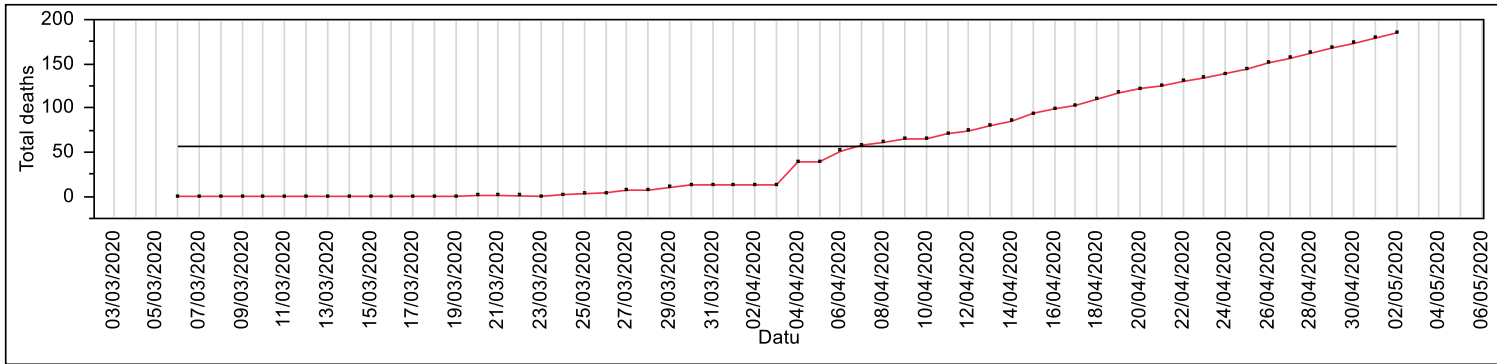
Untitled 61 - JMP

File Edit Tables Rows Cols DOE Analyze Graph Tools View Window Help

5/1 Cols  
83/0 Rows

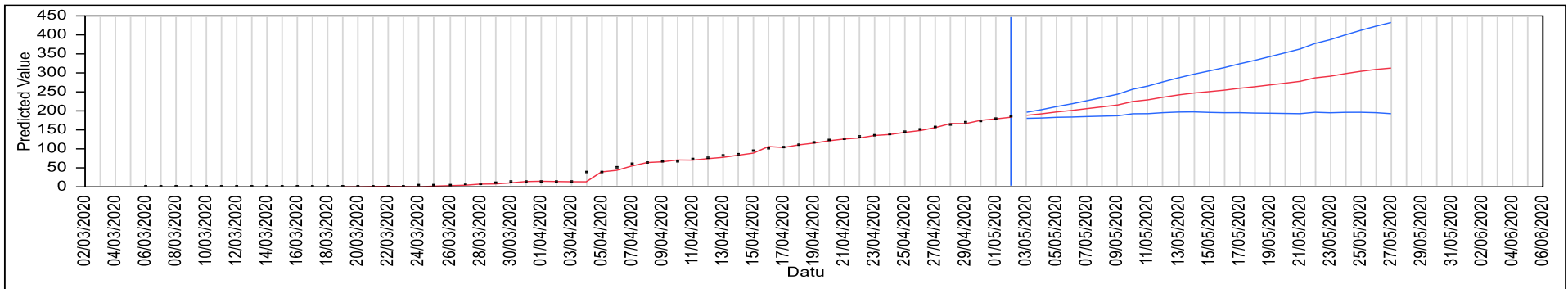
	Actual Total confirmed* cases	Datum	Predicted Total confirmed* cases	Upper CL (0,95) Total confirmed* cases	Lower CL (0,95) Total confirmed* cases
57	9009	01/05/2020	8938	9042	8834
58	9205	02/05/2020	9246	9350	9142
59		• 03/05/2020	9419	9523	9315
60		• 04/05/2020	9624	9814	9435
61		• 05/05/2020	9809	10109	9509
62		• 06/05/2020	9977	10406	9548
63		• 07/05/2020	10166	10739	9593
64		• 08/05/2020	10413	11145	9681
65		• 09/05/2020	10633	11536	9730
66		• 10/05/2020	10884	11969	9798
67		• 11/05/2020	11115	12395	9836
68		• 12/05/2020	11355	12839	9871
69		• 13/05/2020	11599	13297	9901
70		• 14/05/2020	11816	13737	9894
71		• 15/05/2020	12024	14178	9869
72		• 16/05/2020	12228	14624	9833
73		• 17/05/2020	12413	15059	9768
74		• 18/05/2020	12581	15484	9678
75		• 19/05/2020	12770	15939	9601
76		• 20/05/2020	13017	16460	9575
77		• 21/05/2020	13237	16960	9514
78		• 22/05/2020	13488	17499	9477
79		• 23/05/2020	13719	18026	9413
80		• 24/05/2020	13959	18567	9351
81		• 25/05/2020	14203	19120	9286
82		• 26/05/2020	14420	19652	9187
83		• 27/05/2020	14628	20182	9073

TIME SERIES TOTAL DEATHS COUNTRY=SERBIA



FORECAST

Model: Winters Method (Additive)



Untitled 119 - JMP

File Edit Tables Rows Cols DOE Analyze Graph Tools View Window Help

5/1 Cols 83/0 Rows

	Actual Total deaths	Datum	Predicted Total deaths	Upper CL (0.95) Total deaths	Lower CL (0.95) Total deaths
57	179	01/05/2020	179	187	171
58	185	02/05/2020	183	191	175
59		• 03/05/2020	188	196	180
60		• 04/05/2020	192	203	181
61		• 05/05/2020	197	212	183
62		• 06/05/2020	201	219	184
63		• 07/05/2020	206	227	185
64		• 08/05/2020	211	235	186
65		• 09/05/2020	216	244	187
66		• 10/05/2020	225	257	192
67		• 11/05/2020	229	266	193
68		• 12/05/2020	236	277	195
69		• 13/05/2020	242	287	197
70		• 14/05/2020	247	296	197
71		• 15/05/2020	251	305	196
72		• 16/05/2020	254	314	195
73		• 17/05/2020	259	324	195
74		• 18/05/2020	263	333	194
75		• 19/05/2020	268	342	194
76		• 20/05/2020	273	352	193
77		• 21/05/2020	278	363	193
78		• 22/05/2020	287	377	196
79		• 23/05/2020	291	387	195
80		• 24/05/2020	298	400	196
81		• 25/05/2020	304	412	196
82		• 26/05/2020	309	423	195
83		• 27/05/2020	313	433	193

evaluations done